

What's new



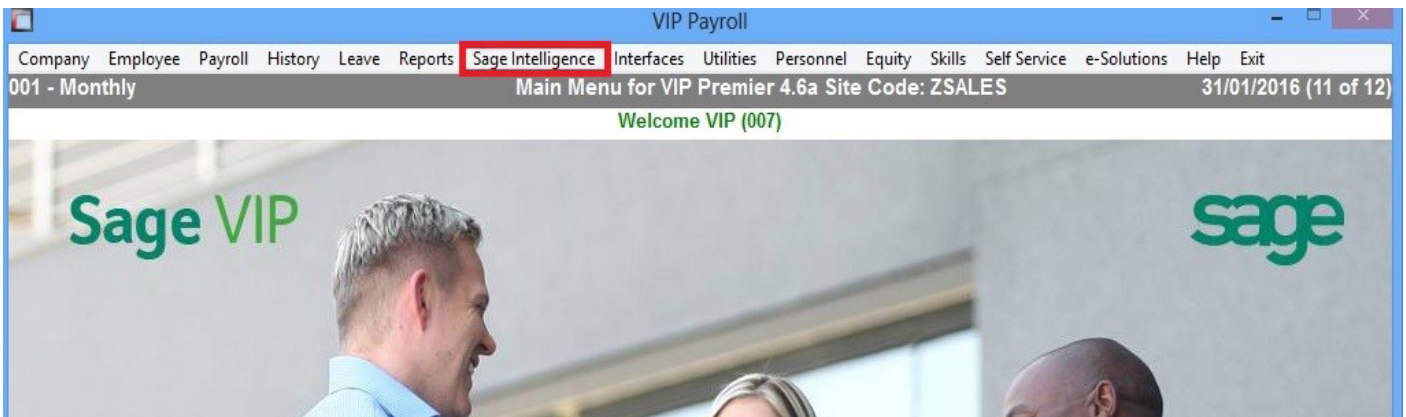
In order to take advantage of the new Sage VIP Insight reporting application (app), several changes and updates were made to Sage VIP Intelligence Reporting. Sage VIP Insight is a new generation reporting app aimed at consolidating and enhancing the various reporting formats you have become accustomed to in your Sage VIP product. In addition to enhancements to current Sage VIP reporting functionality, the introduction of Sage VIP Insight will allow you to access your Payroll & HR information in a new and exciting way.

Here's what you can expect from the Sage VIP 4.6 Intelligence Reporting:

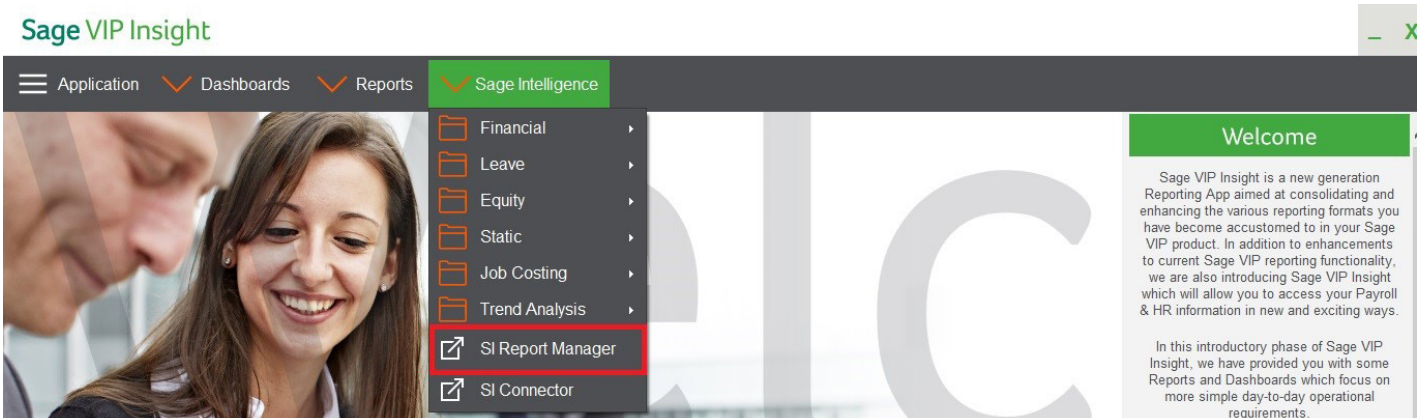
Accessing Sage Intelligence via the new Sage VIP Insight Portal

There are now two ways to access Intelligence Reporting modules and reports from within Sage VIP Payroll:

1. From the main menu in Sage VIP Payroll



2. From Sage VIP Insight



sage VIP Intelligence Reporting

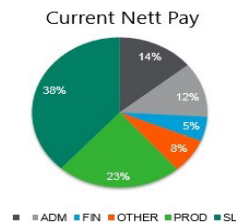
Updated Report Layouts in Excel

Intelligence Reporting ships with twenty-four standard reports. All these reports have been updated with a new colour scheme, and the home page has been removed in order to declutter the generated report layout. Only links to valuable resources, learning opportunities, and the Support page have been made available.

This Period Vs Prior Period Report Categorised By Department

Demo Company

Period Ending: 2015/12/31



Distribution of reports with editable formulas

In version 4.3 we introduced the ability to distribute reports via three different methods:

1. Email
2. FTP
3. File Publish

With this previous version you could only distribute reports with static values. With version 4.6 you can send reports with calculated values, embedded formulas and the associated source data. To do this, you just need to click the tick box to "Distribute with formulas".

This feature will allow receivers of reports more flexibility as they can now determine how these results were derived, and what changes can be made in the parameters to give the results they are looking to achieve.

Improved performance

The updated containers and reports in this release make use of the new Data Engine/ Extractor instead of the previous ODBC option. This helps to improve performance when running reports.

Creating Union Reports

The report ID has been introduced to the user interface to help you create union reports by making it easy to identify the Sub Reports used to create Union Reports.

Fixes

- Keyboard shortcuts which previously resulted in errors are now supported in the Connector module.
- The Add Sub Query Report and Add Dataless Report right-click options which previously resulted in unexpected behaviour are now resolved.