

2J0B24-C885G

CELLULAR / LTE (NB-IoT) Connector Mount

Key Features

CELLULAR / LTE (NB-IoT)

- 698-960 MHz

- 1710-2170 MHz

Connector Mount

Low Profile

Wide band Antenna

Ground Plane Dependent

Dimensions 48 x Ø 9 mm



1. Antenna Description

2J0B24-C885G

The elegant size smart antenna with no compromise on efficiency

This Narrowband IoT LTE connector mount antenna 2J0B24 was designed for compact installations with no compromise on efficiency and performance. Suitable for Low Power Wide Area Network NB-IoT applications where devices require constant connectivity within frequencies operating between 698MHz-960MHz and 1710MHz-2170Mhz. The 2J0B24 series is ideal for HD video transmission, dash cameras, fleet management, logistics, LTE routers and all other applications that require a cellular connection.

Application Parameters

This antenna was designed to improve signal strength allowing uninterrupted connectivity, better signal quality, and reliability while providing increased data throughput. This series is suitable for GSM, CDMA, DCS, PCS, GPRS, WCDMA, UMTS, HSPA, EVDO and LTE (NB-IoT) technologies operating within 4G LTE, 3G, and 2G standards.

Typical applications

- Infotainment systems
- HD video transmission
- Dash cameras
- Connected cars
- Self-driving cars
- Fleet management
- Gateways
- Routers
- Public transportation
- Logistics
- And others

Compatibility Standards

LTE Connection

- CAT 1 2 3 4 5 6 8 9 10 11 12
- NB-IoT, LTE-NB1, CAT-M1, CAT-M2
- WCDMA, UMTS, HSPA, EDGE GRPS, GSM, CDMA

Key Features

- 12 variations with straight, right-angle and reversed polarity connectors
- Sustained High Efficiency and Performance
- NB-IoT and Portable Devices friendly
- Ground Plane Dependent
- Easy Integration
- Size smart and elegant
- Different colors available upon request

Installation and Durability

This 2J0B24 series is available in two configurations: a straight, right-angle with a reversed polarity SMA-Male standard connectors allowing the mounting in any space restriction installation. For direct sunlight applications, the production material used is black ABS UV stable, protecting the antenna from a temperature of -40C to 85C. This antenna was built with a complete RoHS compliance manufacturing process.

2. Antenna and electrical specifications

Parameters	CELLULAR / LTE (NB-IoT) Antenna	
Standards	2G, 3G and 4G	
Technologies	GSM, CDMA, DCS, PCS, GPRS, WCDMA, UMTS, HSPA, EVDO and LTE (NB-IoT)	
Band (MHz)	700/850/900	1700/1800/1900/2100
Frequency (MHz)	698-960	1710-2170
Return Loss (dB)	~-5.0	~-9.0
VSWR	~3.9:1	~2.7:1
Efficiency (%)	~62.4	~62.4
Peak Gain (dBi)	~1.5	~3.5
Average Gain (dB)	~-2.1	~-2.1
Impedance (Ohm)	50	
Polarisation	Linear	
Radiation Pattern	Omni-Directional	
Max. Input Power (W)	25	
Connector Type	SMA-Male Standard	

Antenna Measurement Conditions:

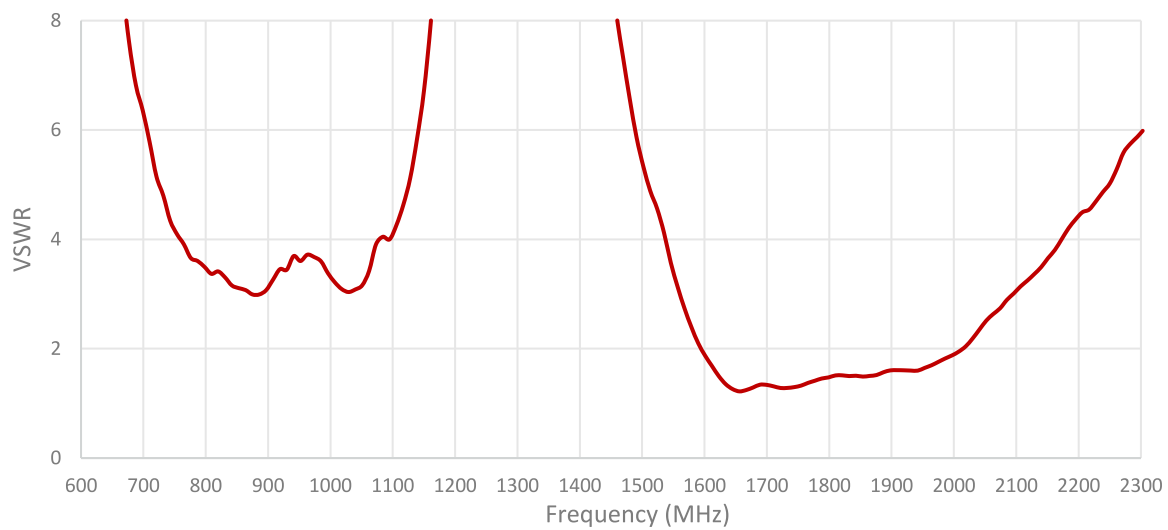
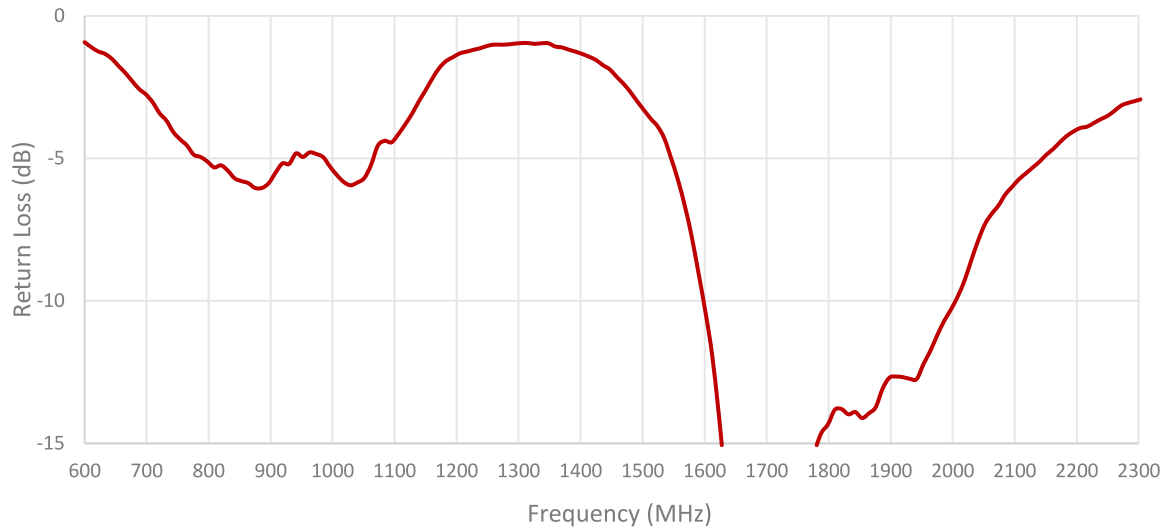
Mounted on Ground Plane of 115x45 mm

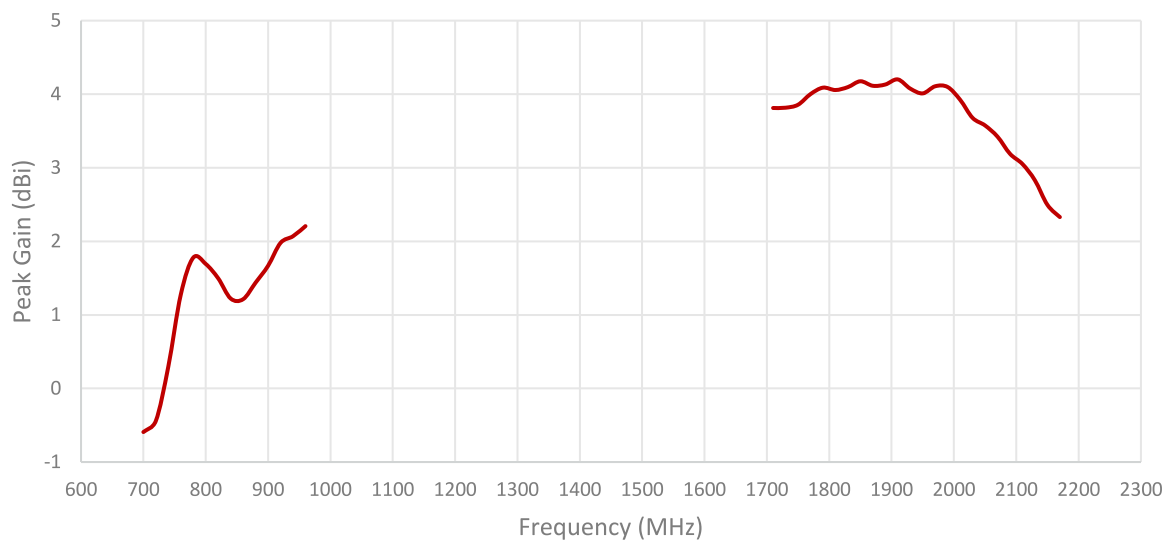
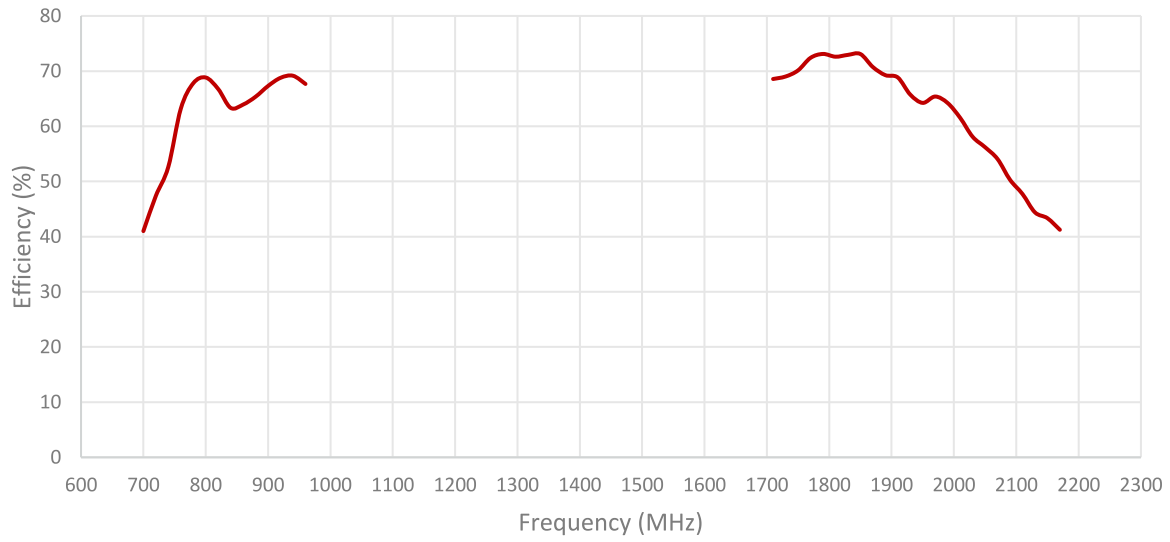
Measured in Certified CTIA 3D Anechoic Chamber

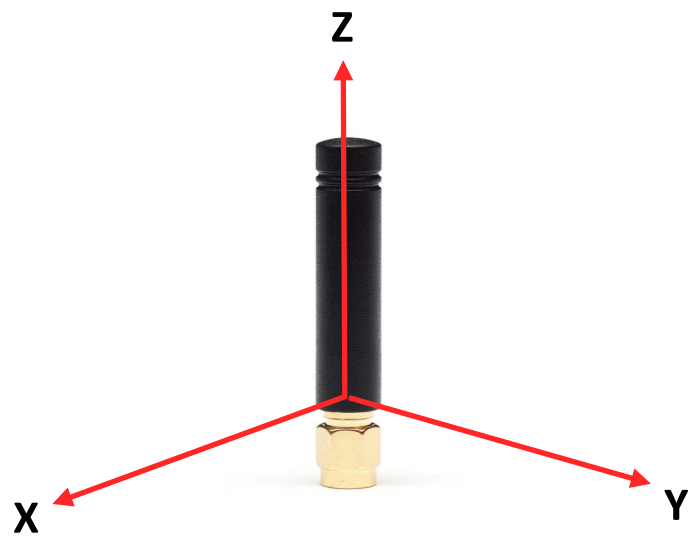
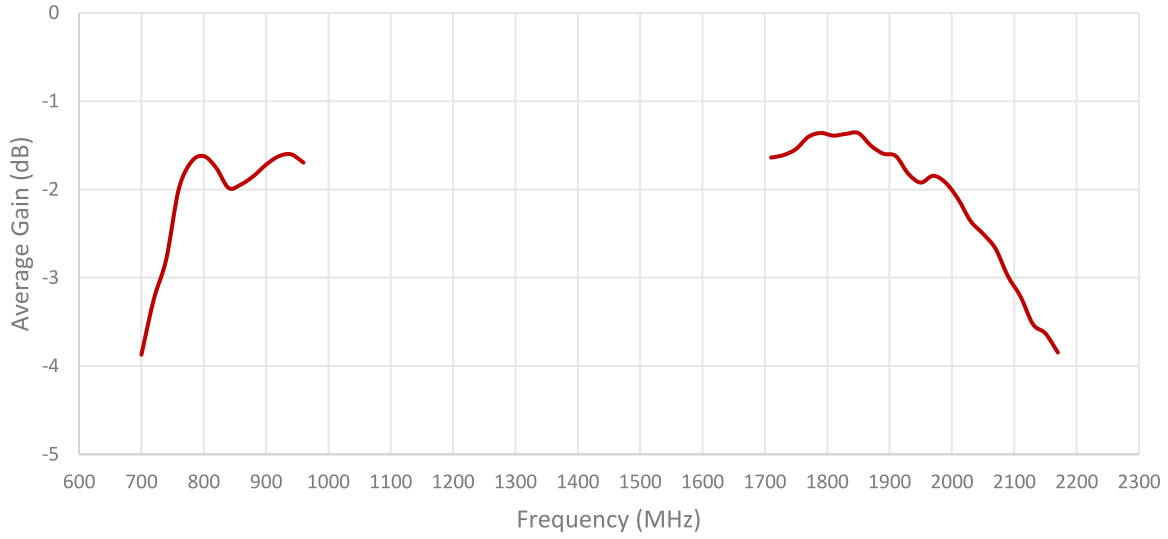
3. Mechanical and environmental specifications

Specifications	2J0B24-C885G
Mounting Type	Connector Mount
Dimensions (mm)	48 x Ø 9
Radome	ABS UV Stable
Radome color	Black
Operating Temperature (C)	-40 to +85
Storage Temperature (C)	-40 to +85
Substance Compliance	RoHS

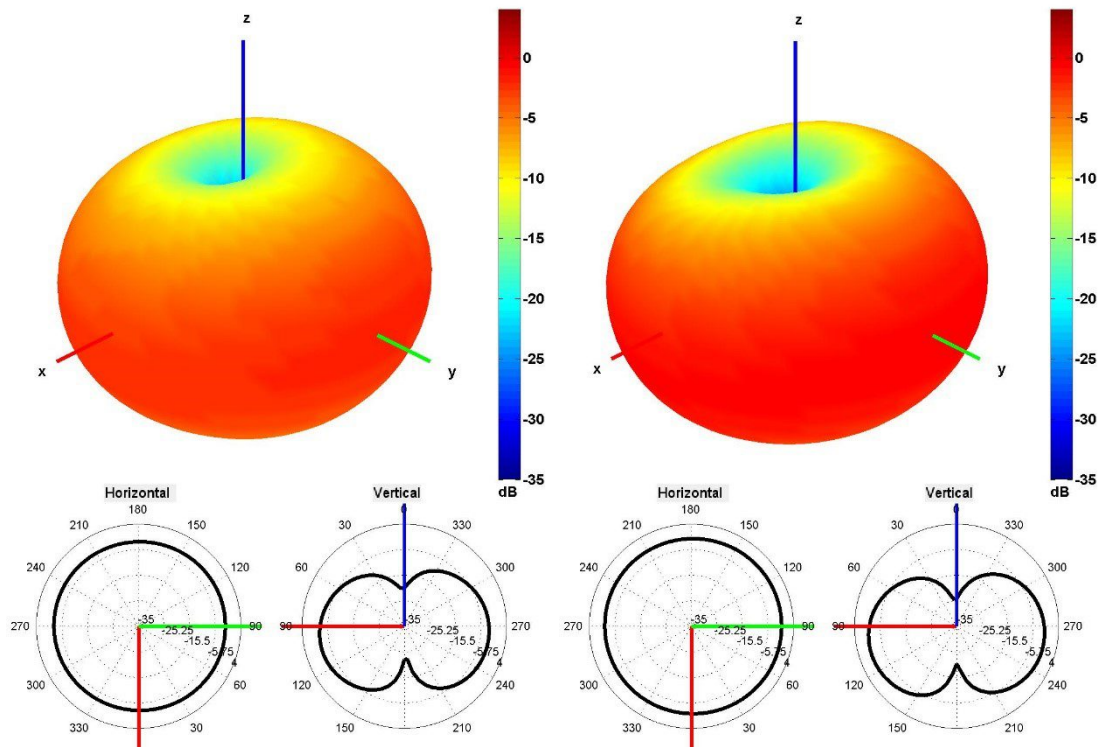
4. Antenna parameters



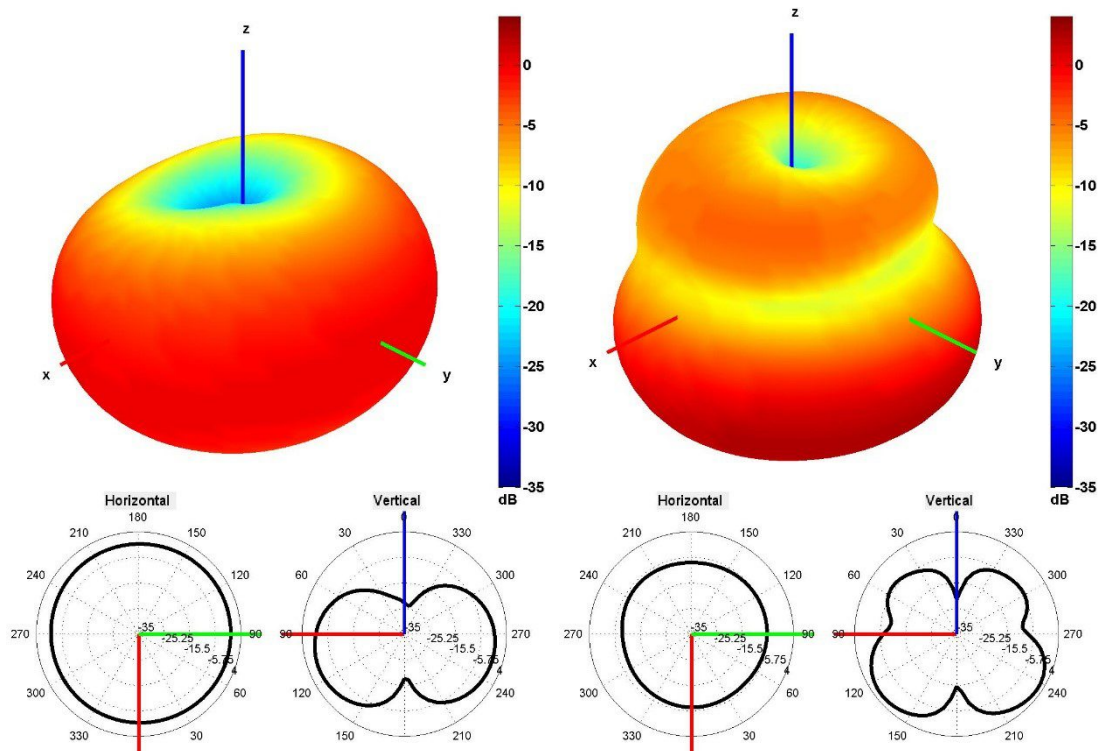




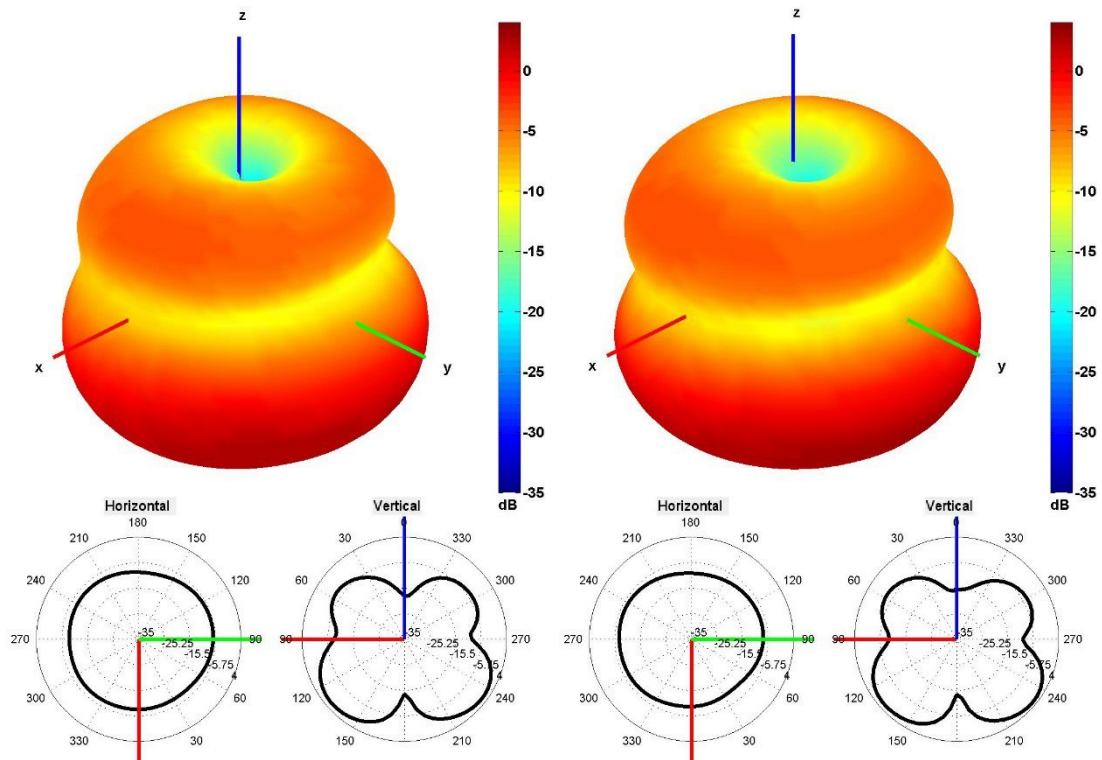
Radiation pattern reference



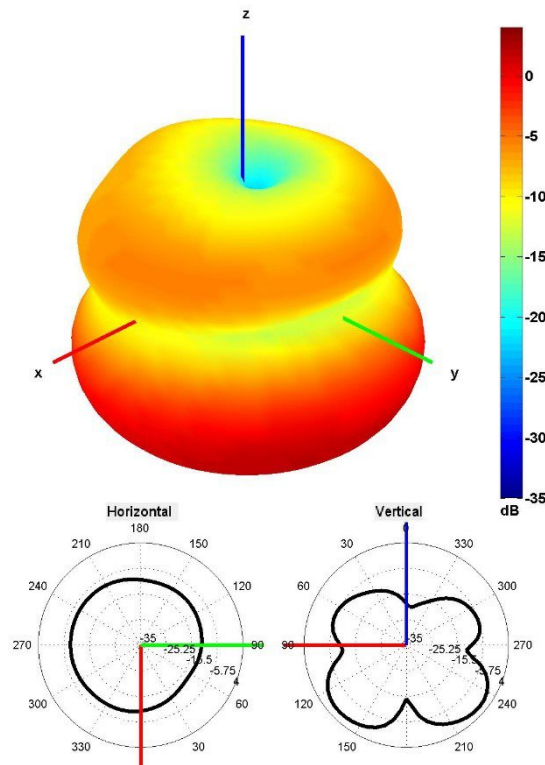
750 and 850 MHz Radiation pattern



940 and 1750 MHz Radiation pattern

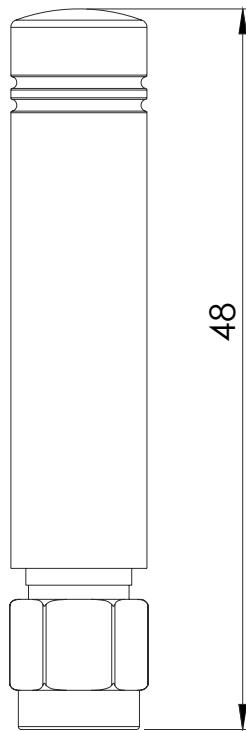
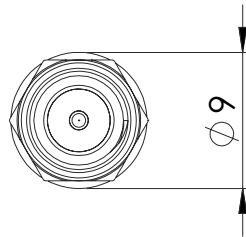


1850 and 1950 MHz Radiation pattern



2100 MHz Radiation pattern

5. Antenna drawings



6. Antenna Images

